



Virtual School's in session

Rolling out eLearning in Schools – Post Covid-19

Fisayo Oludipe

Fisayo Heads the Science Department at a British school based in Dubai. Her career kicked off in the Nigerian banking in 2000 before relocating to Dubai in 2009. While in Dubai she discovered her love for teaching and pursued a Postgraduate in Education from the University of Nottingham, UK. She has been working as a teacher in a British School in Dubai since 2012 where she has taught Early Years and Year 1.

Fisayo has been recognized several times for her innovative teaching. She was instrumental to introducing Flipped Learning in her school which has provided the soft landing for eLearning now being implemented school wide. Under her leadership, the Science department moved from a good rating to very good rating during the annual inspections.

She mentors teacher trainees from universities in Dubai and also carries out in house staff training linked to innovation and best teaching practices. She is an innovative teacher who believes in leveraging technology to deliver exceptional lessons.

Fisayo holds a Postgraduate Certificate in Education from the University of Nottingham and a B.Sc in Insurance from University of Lagos, Nigeria. She sits on the advisory board of 9ijakids, an Edtech company that develops fun interactive educational games for children ages 3-11 years

Recap



- Staff and parents need training for every resource you will be using to drive distance learning.
- Implement elearning and change in phases
- Regular feedback from parents is needed and prompt response to feedback is vital.
- Flexibility is required.



Recap



- Ensure consistency in delivery of lessons across year groups.
- Live Lessons should be short – 15mins for KS1 and 20 mins for KS2.
- Lessons must be interactive and practical. Don't just send slides.
- Revise expectations



Recap



me after getting 35 emails in a row from my kid's teachers about homeschooling



- Streamline communications to parents to not more than 3 a day from the entire school.



Recap



9:55 AM Mon Apr 20

YL Yewande Lola
Teacher - 1 class

Student Announcements

Arabic A
Learning Link: https://drive.google.com/file/d/1g0oBAE7zk6E5WCnfl_BoNdLzzWhZ4TXl/view?usp=sharing
Video link: <https://up4net.com/uploads/up4net-ملكتها وقوتها الكسور بحرف الهميم.mp4>

Arabic B
Learning link: <https://drive.google.com/file/d/19ogYRMXQaXuuITIs0emZDyMFNI-QaCJL/view?usp=sharing>
Letter qaa'f sound song : <https://www.youtube.com/watch?v=DWCb1dmkxc>

Maths
Watch the video and choose a task to complete.
<https://drive.google.com/file/d/15wRQC76P3IN3zrd8eSOXoHDOB-luuW5/view>

Social Studies
Watch the video and choose a task to complete.
<https://drive.google.com/file/d/1FG8pmsCfvQD9qzh02KLhyuL-TmiQu9J4V/view>

Miss Csss
<https://drive.google.com/file/d/18IbzkaloQeoDvHUIVie0BrAl3m8CXB3L/view> 1/8

Mr. Deee
<https://drive.google.com/file/d/18CpNpd6XKTIW0UbVgrYWuGPhPBXKD1g/view>

Mr. Esss
https://drive.google.com/file/d/1nS7eR-D_ScXWW-

Y1
Year 1 Blue
Teacher

Journal Activities **Inbox** Skills

Messages Notifications **1**

Student Announcements

Family Announcements

Private messages between you and family members will appear here.


Send Student Announcement

Students Families

Outline



Laying the foundation



How to Create Lessons




Q&A

Exploring Platforms

Going forward-CPD

Laying the foundation



Online Learning

Teacher Expectations and Guidelines

Day to Day

Task Setting

Specialist tasks/projects/work sent to relevant HOY bypm the previous day

Daily video message to be sent 1st thing in the morning.

Expectation of timing for morning and afternoon activities.

Register

Time to open and close the register.

Middle of the Day

Be available from ...am-...pm on Seesaw/relevant platform, emails and so on.

Answer questions and queries on all platforms.

Marking and Feedback

Children will receive detailed feedback at two subjects and just a 'like' all other subjects. TA should be given a subject to comment on with bank of comments given to them as support. Subjects for marking will be decided as a team for consistency across the year group.

Live Learning

All Zoom meetings should be password protected.

Sessions should last approximately 10-15 mins for FS and KS1 and 15-20 mins for KS2

Teachers must be dressed in formal school attire.

General

All HOY should become a co-teacher on Seesaw for all classes in their year group



Laying the foundation



Online Learning Seesaw Class Teachers Guidelines

Feedback

All in depth feedback must include a pink and green as if it were in the children's schoolbooks on the subject that you are giving in-depth feedback.

"Well done" and "Great" don't count as in-depth feedback which will support the children's progress in lessons.

Student/teacher dialogue should be evident on Seesaw/relevant platform.

Use a mixture of voice notes and written feedback. Most likely the children will respond more to voice notes as they miss you as teachers.

Approving posts

Class teachers should please "like" all specialist post before approval so the children know they have been seen on the day of submission. Specialist staff will then provide them with feedback.

Children should not be able to comment on one another's work.

Expectation of Children

Positive Praise- dojo points, online reward charts
School Star

Assembly – Principal and Vice-principal to share
Encourage participation on activities.

Share expectations during your morning videos (work you are impressed by etc)





Online Learning

Parents Expectations and Guidelines

Please support your child in meeting their online learning expectations through:

- ♦ Ensuring they have access to a device where they can login to Seesaw or relevant platforms used by the school .
- ♦ Supporting them in registering each morning and afternoon until they are confident in doing so alone .
- ♦ Encourage them to send messages to their teacher if they have any questions – this should be done by the children where possible
- ♦ Encourage them to take their online learning seriously and check that it has been completed each day
- ♦ Message the teacher with any questions or queries you have as a parent .
- ♦ Set them small, achievable targets that will keep them motivated E. g. Let's try and do the maths activity before 10am then we can have a break and relax .
- ♦ Whilst teacher working hours are 7am-3pm, work can be completed after this if it is more convenient, as long as children register between ...am-....30am (Mon-Fri) .
- ♦ Use other online learning tools to support learning E.g. 9ijakids, TTRS, EPIC.
- ♦ Please note that class teachers should only be contacted with questions regarding your child's class work. Any general queries about the closure, online learning process or other matters should be sent to reception@nameofschool.com

Laying the foundation



Online Learning

Student Expectations and Guidelines

Task Setting

All your work will be uploaded to Seesaw/relevant platform by class your teacher at 8.30am each day.

They will give you all the resources, instructions and information you need .

Registration

At 9am, your teacher will post: 'Good Morning (class name), this is your morning register.' You will reply: 'Good Morning, (teacher's name).'

Middle of the Day

Your teachers will be available from 9am-2pm on Seesaw

Use Seesaw/relevant platform to ask your teacher any questions that you have about the work that has been set .

Marking and Feedback

Your teachers will send you feedback in lots of different ways, but usually voice recordings and comments .

Information Sharing

Any video, resources or information that your teacher sends as part of your online learning should not be shared on any other platform, including social media .

General

Take responsibility for your own learning as much as you can.





School fees

This decision on how school fees will be handled will depend on the peculiarity of your cohort, location and the support you will get from the ministry.

Redo the year

In some countries there are restrictions on parents taking out their child from schools for term 3 to avoid paying fees.

Such as the child will redo the entire year again. If they miss this term.

This might be something schools might want to look into if you come together to agree to safeguard your income and not look at benefiting from the loss of students from another school.

Staggering fees payment

Payment made in full and balance transferred to next academic year



Notice!

Laying the foundation



Timetable

	8-8.30	8.30-9.00	9.00-9.45	9.45-10.15	10.15-11.00	11.00-11.45	11.45-12.15	12.15-1.00	1.00-1.45	1.45-2.15	AT for today
Mon	AT	Register and phonics		Break			Lunch		AT	Time out and reflection	Brain breaks, daily workout, Art, Creative art, Moral Ed
Tue		Register and phonics		Break			Lunch		AT	Snack and chat	Brain breaks, daily workout, Art, Creative art, Moral Ed
Wed		Register and phonics		Break			Lunch			Time out and reflection	Brain breaks, daily workout, Art, Creative art, Moral Ed
Thur	AT	Register and phonics	AT	Break		AT	Lunch		AT	Snack and chat	Brain breaks, daily workout, Art, Creative art, Moral Ed
Fri		Register and phonics		Break		AT	Show and tell, story time				Brain breaks, daily workout, Art, Creative art, Moral Ed
Pre-recorded Live zoom Activity		To access all live zoom sessions with Miss Essss, please use the following code: Zoom ID: 777777777 Password:00000									



**Lets put them
to practice!**



How to Create Lessons



Sample Lesson Video using Screencastify (video 5mins)

<https://drive.google.com/file/d/15bTY2BCuEJf57uH5g7xABLjMv8nShECd/view>

Sample Zoom live lesson. 10mins

<https://drive.google.com/file/d/1Y7Vv8UZIGpMOnzfOpOLgLnjdArOPvxBO/view?usp=drivesdk>

Sample 9ijakids app

https://drive.google.com/file/d/1pym6EXfLm96HAV2cf_1b7hfTaviUPg_u/view?usp=drivesdk

Real live zoom lesson-15mins

Sample Lesson Interaction using Seesaw for teachers (including upload, lessons, communications and marking tasks)

Sample Lesson Video for students (uploading task, responding to feedback Using the seesaw tools to enhance learning)

Sample Feedback

Live Zoom lesson-15mins

LO: To identify animals that are carnivore.

Big question: Why are humans not like tigers?



SMART

— basic

Q&A



Exploring platforms & Apps




Exploring platforms & Apps



Exploring platforms & Apps



Google Classroom



Seesaw



Edmodo

Exploring platforms & Apps



Pros: Both student and teacher interfaces are intuitive, and there are tons of ideas up for grabs in the Activity Library.

Cons: In the paid skills feature, skills and standards must be manually entered.

Bottom Line: A powerful multimedia learning and communication tool that demonstrates student progress over time."



Pros: Small learning curve for anyone who uses popular social media, as well as a robust community and support.

Cons: The user interface is very busy for teachers, especially with ads, and it could use a rubric tool and better collaboration options.

Bottom Line: This free platform allows for teacher-monitored classroom communication but lacks excitement."

Give it a go!!



Using 9ijakids App. Upload to seesaw



Give it a go!!



Screen recording



Give it a go!!



Using seesaw. Upload 9ijakids score



Going forward-CPD



- Provide training to teachers which covers use of various technology applications.
- Training on using apps to make lessons more engaging.
- Training on teaching techniques that engages the children and enhance learning.
- Training on lesson plan presentation.